

Thread Delivery


[NOT ALL SPOOLS ARE CREATED EQUAL]

The way thread is wound onto a spool generally determines which spool pin will deliver the thread best. Choosing the right spool pin minimizes thread breakage and tension issues, especially with tricky threads like monofilament or metallics.

VERTICAL SPOOL PIN for STACKED SPOOLS

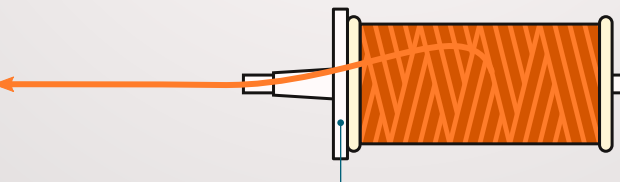
The vertical spool pin allows thread wound parallel to itself, or “stacked,” to feed without adding twist.

Use the cup, platform, or pad supplied with your machine to prevent the thread from winding around the spool pin.



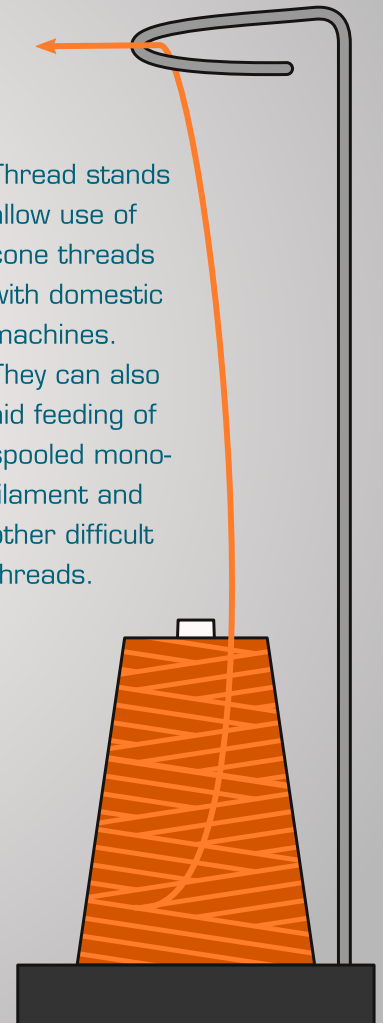
HORIZONTAL SPOOL PIN for CROSS-WOUND SPOOLS

The horizontal spool pin holds spools wound with thread that crisscrosses over itself. The spool remains stationary while the thread feeds off the end.



Use a spool cap just slightly larger than the spool's diameter to secure the spool and to lift the feeding thread away from the spool.

Thread stands allow use of cone threads with domestic machines. They can also aid feeding of spooled monofilament and other difficult threads.



FEED DOG DESIGNS
www.feeddog.net

Text, graphics, and layout copyright
© 2015 Kevin Kosbab / Feed Dog Designs.
Some rights reserved: © ⓘ ⓘ



Refer to your sewing machine manual for details of threading your specific model.



Kevin Kosbab


FOR MORE TIPS FROM KEVIN KOSBAB ON USING THREADS IN APPLIQUÉ:

Start Appliqué

◀ Craftsy class · feeddog.net/craftsy

The Quilter's Appliqué Workshop

▶ book · feeddog.net/qaw



Kevin Kosbab

Thread Delivery

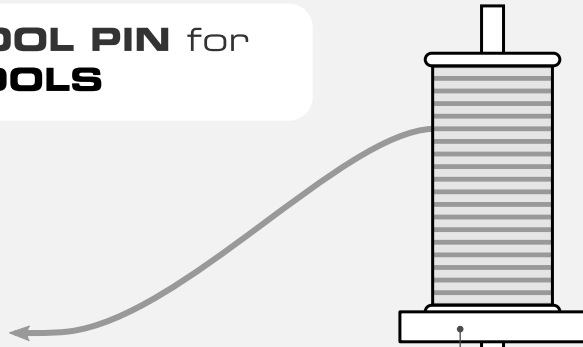
[NOT ALL SPOOLS ARE CREATED EQUAL]

The way thread is wound onto a spool generally determines which spool pin will deliver the thread best. Choosing the right spool pin minimizes thread breakage and tension issues, especially with tricky threads like monofilament or metallics.

VERTICAL SPOOL PIN for STACKED SPOOLS

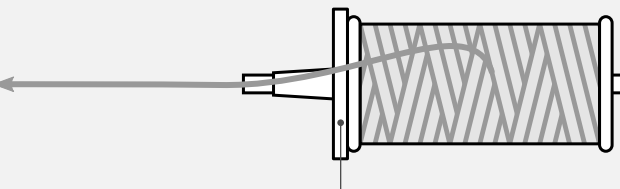
The vertical spool pin allows thread wound parallel to itself, or “stacked,” to feed without adding twist.

Use the cup, platform, or pad supplied with your machine to prevent the thread from winding around the spool pin.



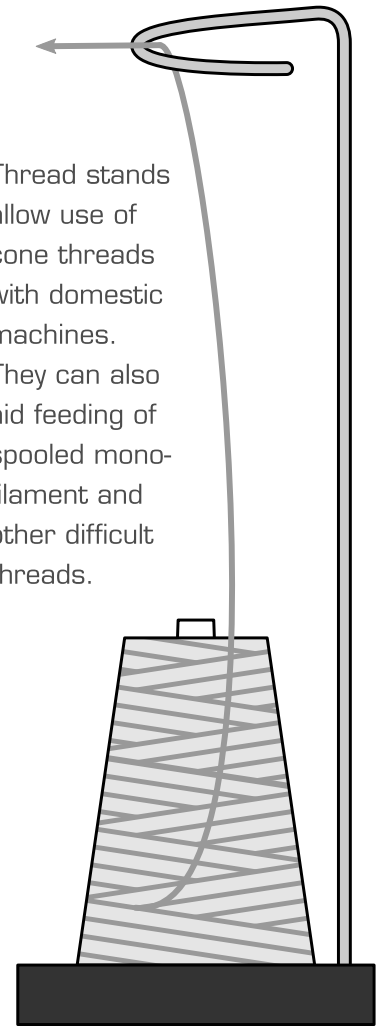
HORIZONTAL SPOOL PIN for CROSS-WOUND SPOOLS

The horizontal spool pin holds spools wound with thread that crisscrosses over itself. The spool remains stationary while the thread feeds off the end.



Use a spool cap just slightly larger than the spool's diameter to secure the spool and to lift the feeding thread away from the spool.

Thread stands allow use of cone threads with domestic machines. They can also aid feeding of spooled monofilament and other difficult threads.



**FEED DOG
DESIGNS**
www.feeddog.net

Text, graphics, and layout copyright.
© 2015 Kevin Kosbab / Feed Dog Designs.
Some rights reserved: © ⓘ ☹



Refer to your sewing machine manual for details of threading your specific model.



Kevin Kosbab


FOR MORE TIPS FROM KEVIN KOSBAB
ON USING THREADS IN APPLIQUÉ:

Start Appliqué

◀ Craftsy class · feeddog.net/craftsy

The Quilter's Appliqué Workshop

▶ book · feeddog.net/qaw



Kevin Kosbab