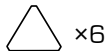
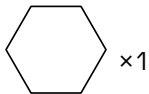


# Hexagon Pincushion by Feed Dog Designs

www.feeddogg.net

## MATERIALS

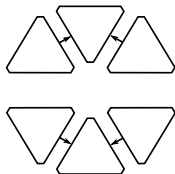


1 button

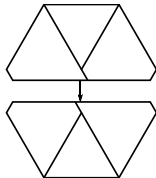
100g crushed  
walnut shells

½ yard trim  
[optional]

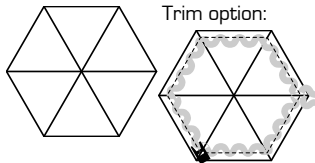
1.



2.

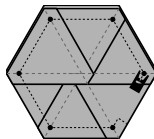


3.

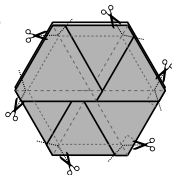


Trim option:

4. Stack triangles  
on hexagon,  
RS together.




5.



6. Turn right  
side out.

7.



8.



9.



**hexagon 1/2 template**

cut 1 on fold

includes 1/4" SA

or use AccuQuilt Go Hexagon (55011)

This  
square  
should  
measure  
1 x 1"

**triangle template**

cut 6 | includes 1/4" SA

or use AccuQuilt Go Equilateral Triangles  
(55079)